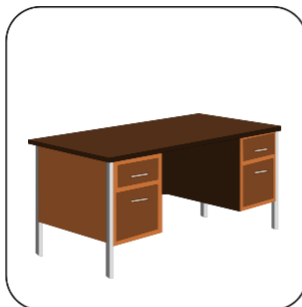


Hill

A: Please write


1. chair chair chair chair chair
2. book book book book book
3. crayon crayon crayon crayon
4. pencil pencil pencil pencil
5. bag bag bag bag bag bag
6. globe globe globe globe
7. clock clock clock clock clock
8. desk desk desk desk desk
9. cow cow cow cow cow cow
10. hamster hamster hamster


B: Write the correct number next to the picture





- Look, read, and circle.

1





Q: Is it a  ?


a  Yes, it is.


b  No, it isn't.

2



Q: Is it a  ?


a  Yes, it is.

b  No, it isn't.

3





Q: Is it a  ?


a  Yes, it is.


b  No, it isn't.

4



Q: Is it a  ?

a  Yes, it is.

b  No, it isn't.

Instructions 1. Look at the pictures.
2. Read the questions and circle the correct answers.

• Write and color.


1



2



3



4



a book

a bag

a pen

a crayon

Instructions 1. Choose and write the words on the lines.
2. Color the pictures.

- Look, read, and write.



1 What's that?

It's a

2 What's that?

It's a

3 What's this?

It's a

4 What's this?

It's a

Instructions 1. Look at the picture.
2. Read the questions and complete the answers.